



# GOLD COAST SPORTFISHING CLUB



<http://goldcoastsportfishingclub.com.au/>

PO Box 1388 SOUTHPORT Qld 4215

## September 2007 Newsletter

| Position                        | Name            | Phone Number              | Email Address  |
|---------------------------------|-----------------|---------------------------|--|
| President                       | Donny Woodford  | 55 271565                 |  |
| Vice President / Club Recorder  | Jamie Farrarher | 3807 0934/0412 789 533    | <a href="mailto:Jsf65@uq.net.au">Jsf65@uq.net.au</a>                       |
| Treasure                        | Rob See         | 5500 6230/0434 603<br>836 | <a href="mailto:Robsee3@optusnet.com.au">Robsee3@optusnet.com.au</a>       |
| Secretary / Property Officer    | Mike Halls      | 5591 4651 /0413 293 125   | <a href="mailto:mikehalls@writeme.com">mikehalls@writeme.com</a>           |
| Membership Officer/Games Master | Matthew Bowe    | 32872784/0412 453 081     | <a href="mailto:jennymatty@optusnet.com.au">jennymatty@optusnet.com.au</a> |
| Publicity Officer               | Irene Robertson | 55 765612/0414 354 755    | <a href="mailto:irene@robmcgown.com.au">irene@robmcgown.com.au</a>         |
| Fund Raising                    | John Bocher     | 5528 3753/0407 344<br>083 |  |
| General Committee               | Daniel Nelson   | 5532 8420                 | <a href="mailto:barra130@yahoo.com.au">barra130@yahoo.com.au</a>           |
| General Committee               | Denis Shaw      | 5595 9500                 |  |

### CLUB DATES

| COMMITTEE MEETING  | GENERAL MEETING                                    |
|--------------------|--|
| September 6th 2007 | September 13th 2007                                |
|                    | <u>Guest Speaker</u><br>Phil Alder from Bozo Lures |

Club bbq's are held each Sunday after the General Meetings, 1pm at the Club House- BYO.

### Flathead Classic

Dates will be 3-4-5-6<sup>th</sup> October. Work has already started towards staging of the 2007 Flathead Classic. The 2007 committee will be staying on, at this stage we do need some new blood to assist with some of the duties. A number of people showed the necessary interest a couple of months back so if you are one of those contact Jamie or Don and put your name down.

### Kids Christmas Party 1<sup>st</sup> December

Two of the ladies Gail LE Masurier and Fay Rohweder have decided that they wish to organize this years Christmas party at the clubhouse on a Saturday either side of December 1<sup>st</sup> or on that day. Their plans are to utilise the park area to entertain the kids, maybe including a jumping castle or whatever .

The committee has promised them funds to meet their wishes towards food etc.

In view of the work involved some assistance will be needed from wives, mothers or grandmothers.

I know that most ladies will be willing to put in if the club members give their wives the nod and pass on this request. Thanks. Mike Halls has organised a DJ for the party.



## COMPETITION PAGE

# GOLDCOAST SPORTFISHING CLUB MONTHLY COMPETITION OUTLINE

WHEN: Alternating between Saturday & Sunday following the monthly meeting.

WHERE: Trips to be discussed and planned at the monthly meeting in regards to location & target species. Where possible 3 months in advance and details published in newsletter

HOW MUCH: Members: No Charge.  
Non-Members: \$10

PRIZE: To the value of \$300

### HANDICAP FORMAT:

- 10% handicap for a win.
- For each subsequent competition participated in total accrued handicap is reduced by 25% of the total at the time of your last win so you are handicapped for no longer than four comps after a win. i.e.: win 1 month 10%, participate next month handicap reduced to 7.5 percent, participate next month handicap reduced to 5 percent, win next month increased to 15%, participate next month handicap reduced to 11.25% (reduced by 25% of 15) etc.
- Total accrued percentage is to be taken off the length of fish measured at subsequent trips. i.e.: 75cm flathead captured by an angler on 10% is worth 67.5cm.
- Members and there total percentage to be published monthly in newsletter.

### RECORDING CAPTURES

Fish are to be either photographed against a rule, or brought to the BBQ after fishing on trips held locally or to an organized meeting point on trips further a field.

### PRESENTATION OF PRIZES

Prizes to be presented to winners at the following months general meeting.

### August Club Competition

The comp was run on Sunday the 12<sup>th</sup> of August with a good turn out of members as well as a few guests. It proved to be a rather tough day for some with others fairing pretty well. In the end it came down to a 2 horse race between Gail & Peter with Peter taking the win with a 38cm bream & a 47cm Flathead combo, Congratulations to Peter for a great effort and taking out the \$300 tackle voucher

courtesy of Corey at Logan River Marine, so get along to this months meeting to hear the how, when & where Pete nailed his winning fish.

### September Club Competition

The September competition is on and will be an interclub comp with the Hinze Dam Club. The September comp will be run on Saturday 15<sup>th</sup> of September. Fishing starts 6:00am with fish or photos to be presented at the club no later than 1:00pm. Area fished will be the Pin & Broadwater. Prize for the comp will be a \$300 tackle voucher courtesy of Doug at Doug Burts Tackle World. Prize will be awarded to the angler who catches the single largest Flathead. Tactics and lure choices to be discussed at the monthly meeting.

### October Competition

Due to the Flathead Classic there will be no October Competition.

### November Competition

The guest speaker for the November meeting will be Graeme Ryan from Doug Burt's Tackle World on catching Mangrove Jack.

The November comp will be run on Sunday the 11<sup>th</sup> of November, target species will be Mangrove Jack. Location will be the Coomera River. Fishing times are to be confirmed next month but be prepared for an early start to be on the water well before dawn. Prize will be a \$300 tackle voucher courtesy of Corey at Logan River Marine. Prize will be awarded to the single largest Jack caught & photographs only to be presented to the club. This comp will be strictly catch & release of any jacks caught.

### HANDICAPS

Matt Bowe : 10%

Mike Halls: 10%

Peter Denaro: 10%

\*\*\*\*\*

### Kids Christmas Party 1<sup>st</sup> December

Two of the ladies Gail LE Masurier and Fay Rohweder have decided that they wish to organize this years Christmas party at the clubhouse on a Saturday either side of December 1<sup>st</sup> or on that day. Their plans are to utilise the park area to entertain the kids, maybe including a jumping castle or whatever .

The committee has promised them funds to meet their wishes towards food etc.

In view of the work involved some assistance will be needed from wives, mothers or grandmothers.

I know that most ladies will be willing to put in if the club members give their wives the nod and pass on this request. Thanks. Mike Halls has organised a DJ for the party.

### Tangles Little Bit

Seems as though I am always thanking someone in the club lately.

The weekend of 11-12 July was a pre-planned one of catering to the ABT crowd in the park at the Clubhouse. 100-150 for a weigh in BBQ and drinks. Bit of a breeze since we had done it a few times before at Easter rounds, but then a big spanner in the works.

Three phone calls on Wednesday with pleas from Doug Burt and his guys for us to do the snag sizzle at the new shop 8 till 4 on Saturday. Talk about redefining the CPN and the logistics in a hurry.

Given a job to do Lucky Bocher hit the straps fronting up at 6.30am to help me get the show on the road. Then by 8am we had Irene and Mike and later Daniel to work the afternoon with Lucky. I had to leave at 12.30pm to set up for the ABT across the highway. Meeting Denis Shaw and Max Baxter on the way.

After two afternoons of cutting and peeling onions I really didn't want to see another onion but just as I was starting along came a little angel of a lady who told me that her vocation for Saturday afternoon was slicing onions. Sandie Baxter never whinged once about onion tears. Thanks little lady, but she did declare that she could not handle a Sunday as well.

With a club comp also listed for Sunday it turned out to be a big day. Lucky's wife Rae turned up to help push snags across the BBQ and Fay to count out change and sell drinks. Max was back to help out the "LIMPING I" in the clubhouse with the cleaning up and stocking the fridge.

Lucky's been away in Brisbane this past week so I do not really know what our profits are but between raffle tickets and snags and drinks I think that we did okay. As a club bonding exercise it was brilliant.

Thanks guys and girls - heaps.

Another bloke who deserves a big club thanks is Jamie, as head of the Flathead Classic committee the past couple of years he is doing an excellent job. Mike Hall as well is doing his big bit, his latest acquisition being a freebie marquee and an erection crew. I'd reckon that it's a lot easier than hearts and flowers in ice.

Big applause all around for Irene as well for the new look newsletters.

\*\*\*\*\*

## JAMIES FISHING REPORTS

### 19th August

Cold Wet and windy but the fish are there. Fished today with the Hinze Dam Fishing Club, it started for me a little slow but for my deckie Chris, he was on fire early hooking and landing his PB bass for the dam and for Bass so far.

2 casts and two fat Bass first 47cm and the second 42cm, like I said it was slow for me but as the morning progressed I finally got my 2 fish for the day and upgraded till I had a 41 and a 42.


If it was a bass electric day it would have been great, for a Club day we were throwing back 40cm Bass for being too small. This was probably my best day fishing Hinze in the last 4 years.

NO under size fish were caught, while some people might catch double figures, for me in Hinze for a half days fishing it was tops.

A dozen odd Fat Bass well over legal from 6 am till 12:30.

no pics today. Had a technical failure with the digi. They are not made strong enough to support the weight of my Holden Calais, ya all right we run over the digi.

The moral of the story is, you must put your toys away, or your wife will drive out the driveway and over your camera!



## 26th August.

Fished the eastern arm today again with Chris as decky we fished the whole morning within site of the ramp and it was almost raining fish.

The day started great, first cast each double hook-up, second cast double hook-up.

Third cast I stayed connected and Chris only got bumps.

We hooked about 6 fish from a 10 metre section of bank, they went quiet for a bit then back on.

I thought last weekend was the best trip to Hinze for me but today blew that away.

Chris's biggest for today was a 44cm and his tally was 14 Bass.

for me I got 2 Personal Bests My Biggest Bass to Date. 51cm

and the second was my first ever Yellowbelly and it was a horse 53cm and close to 3Kg

my tally was 11 Bass and 1 Yella. the smallest Bass was 38cm.

The lure that did the business , a 3" Slider Grub in motor oil colour on a 1/4 oz jig cast to the waters edge.

If you were ever to Bass fish, now is the time to have a go, they are on and they are big.

Till next week, happy fishing.



## **Advanced Flathead Jigging.**

Yesterday I fished on the Broadwater with a bunch of mates in half a dozen boats. It was a social fishing session, and the angling skills varied from novice to experienced. Charles Britton was fishing with Mitchell Calcutt, and over lunch Charles made the interesting comment that despite using the same lure and the same gear, Mitchell was catching ten flathead for every one that Charles managed to land. What puzzled Charles was that he couldn't work out what Mitchell was doing that he wasn't.

I had a similar thing happen a year or so back with another mate. We caught about forty that day, but Sebastian was fishless. He thought his rod was a bit soft in the tip, but my son swapped outfits with him, casually threw out the lure and immediately pinned a good lizard on Seb's tackle, which he then passed back to him with the comment

'It's not the rod Seb!' Seb did pin a small one late in the day, but the take home message is that there is a lot of subtlety required to get good at catching flathead on soft plastics.

While it is true that at times flatties seem to eat anything, the more common situation is that flathead need certain triggers to get excited, and the key to catching flathead on soft plastics efficiently is to get the exact movement of the lure perfected. This is why some anglers catch a lot of flathead and others are just spectators.

I've spent hundreds and hundreds of hours chasing flatties on soft plastics, to the point where I've developed a chronic synovitis in my left wrist from constantly using very vigorous jigging techniques. During this time our team has won five Flathead Classics in a row and we've caught thousands of fish. I'm lucky in that about fifty metres from my house is a creek with a healthy population of good lizards, so it is easy to practice. The best teacher is time on the water, and the best feedback as to whether or not your jigging technique is a good one is the thump of a good fish on the lure at regular intervals.

I've also spent a lot of time observing flathead behaviour. Flathead hunt by ambush and they hide extremely well. In a patch of silt or fine sand a flathead will shuffle into position very quickly and be almost invisible to prey with the exception of their well camouflaged but exposed eyes. This is a major advantage when hunting fast prey, as the closer the target gets to the predator the more chance the attack will be successful. Once a flathead has launched from hiding, the fish will chase and attack rather than just casually swim about. This is important to understand, as the whole key to good jigging techniques is to trigger that explosion from cover. This is why one angler will catch plenty while his mate catches only a few. The secret to getting flathead to leave their ambush is sudden sharp erratic movement. In any natural marine ecosystem sudden sharp movement only occurs due to a flight response from prey, or an attack response from a predator. Once a flathead exposes itself from cover, it will eat the lure almost 90% of the time if you fish it correctly. Finesse style retrieves with subtle fine movement catch flathead, but a lot of the fish let the lure go past without giving away their cover, perhaps in the hope of something more appealing coming along. As soon as you get that sudden sharp panic movement in your jig, more flathead will break from cover, and more will eat your lure. Once a flathead has 'lifted' from the bottom the fish is committed to bite. If the fish is still covered in mud with only the eyeballs exposed the fish will need a lot more motivation to tempt it from its camouflaged position.

A well jigged flathead lure can be compared to my Jack Russell Terrier, Spud, and his pursuit of rats. If a rat tap-danced across the shed floor on its hind legs the poor old dog might not even see it. But when a rat shows itself as a black blur racing across the path the dog becomes six kilos of rodent nightmare in a split second. Sudden fast movement makes predators excited.

Interestingly, however, flathead rarely bite a lure while it is moving quickly. The sharp movement lifts the fish from cover, the dropping lure gets the bite. The lure needs to drop directly back to the bottom on a limp line so the fish will suck it into its mouth from implosion. Flathead, like barra, have a big mouth and feed by sucking in a large volume of water through their gills, and then swallowing the food direct to their stomach. If the lure is on a tight line, any tension will prevent it being sucked into the fish's mouth. So the second step of the 'flathead twitch' is all about getting the drop of the lure back to the bottom exactly right. It is very important to fish a lure so it is on a limp loose line as it sinks back down to the bottom. For this reason it is generally much easier to cast into the current and let the lure work back towards you. The current pushes the lure back to the boat on the drop allowing slack line to be created as it sinks to the bottom between twitches. Casting down current is a lot more tricky unless you use a 'back jigging' method, where you are constantly feeding line out and rather than retrieving the lure.

To get a good fast upward twitch with good control means the rod must be in your dominant hand. Fine braid and a reasonably stiff fast action rod are tools of trade. The secret to the fast movement is to snap the rod upwards with a sudden upward lift from your wrist rather than elbow. I add three more wrist 'snaps' as I lift the lure, and then drop the rod and point it at the lure. This allows the lure to sink on a slack line. The reel is used to pick up any loose line, getting ready for the next upward twitch. This is a very vigorous technique that causes a lot of wrist fatigue. I've found that padded rod grips are very useful for flathead jigging, as they provide padding and a thicker butt section leaves your hand in a

more open position. The best padding I've found is Gray's Hockey stick grip tape. If you do a lot of this style of fishing look after your wrist. After years of this fishing I now find that after a few sessions on the flatties I have to stop fishing due to pain in my left wrist.

Rod selection is very important. I now use a lighter outfit with a small threadline as it doesn't hurt as much and I can fish longer, but really spiky stiff blanks are the way to go. These allow that sudden snap to whip the lure up fast off the bottom, and this is the key to getting flathead to 'lift'. It also pins the fish well on strike.

All the little things matter. Attention to detail is a trait that all good anglers develop, and jigging soft plastics is a constantly changing style of fishing, where refinements can all add to your success. Fluorocarbon leaders, better woven braids, better reels, constantly changing jig heads and the myriads of soft plastic lures on the market all need some investigation. Understanding how to hunt shy fish on shallow flats is another fundamental skill. In clear conditions work long casts and keep your shadow away from the water you are fishing. Learning to read water and understanding where the fish will be on a particular section of tide is something you will put together after time on the water. This article is more specifically about the actual technique of jigging to get that lure dancing the right way so it gets eaten rather than rejected.

Selecting the correct jig head is quite critical. Over the past ten years we spent a lot of time trying to perfect the perfect jig head, and it was a constant work in progress up until the sad passing of our mate, John McCubbin earlier this year. John tinkered in his shed for weeks with different jig designs targeting flathead. The best jig heads have sufficient weight so the lure falls directly to the bottom after the sudden twitch, and some designs, such as the football head jigs, leave the lure head down and tail up as it lands on the bottom. Luminous jig heads are a significant advantage in deep or turbid water. For most of our work on light braid with water depths of 1 to 7 metres, a jig weight of 3/8 or 1/4 ounce is the commonest weight we use. I carry smaller and bigger, but in general with shad tails and Berkley Gulps around 6 to 9cm in length this weight with a 4/0 fine gauge Gamakatsu jig hook is ideal. I did a bit of fishing with Matt Fraser last year and some of his new designs, marketed by Berkley, are excellent.

Lure selection is probably less critical than most people think. I use a lot of shad tails, and over the last few years, like so many other anglers, started using Berkley Gulps. These are great lures, but the principle of why they are so effective is because, like bait, once a fish smells and tastes the tail, they want to eat it. With flathead I've found that they give you a lot more second chances on Berkley Gulps. Even small fish will keep hammering a lure until the hook bites, and well into the fight bigger fish sometimes spit the lure only to eat it again a second later. Lure technology never stands still, and I've been privileged to work with some new sample technology that will have a similar effect on a wide range of other lure designs. A warning however; the lure scent business is full of good science and validated studies as well as charlatans and snake oil salesmen.

The correct jigging action is more important than the lure itself. I used to get quite fanatical about the action of a shad tail, in the belief that the lure had to wiggle and kick as it fell back to the bottom. Our favourite shads are Renosky 3 inch, 75mm Squidgy Shads and Gulp Pogys and Shaky Shads. I mucked around with Pogys for ages getting their swim action to look good (trim the top side of the tail wrist of the lure and put them on the jig head so the hook comes out through the belly of the shad), as they were a pretty limp lure with a lot of individual variation in a single packet. Once we got that bit right those bloody Berkley Gulp Shrimp arrived. These have the action of a rigor mortis mullet. Bugger all, zilch, nothing! I put one on and it worked just as well as the carefully refined works modified trimmed and cut Pogy. While they may look like a shrimp superficially, it is a pretty poor copy. But when you teach the shrimp to dance with the right jig technique, the flathead climb all over these lures.

I'm sure once you get the jigging movement right, you could catch flathead on almost any soft plastic design. While we all carry a heap of lures and we all change lures regularly when fish don't bite, I've found it more beneficial to experiment when the fish are on the chew, and change lures regularly when I know fish are feeding. This has shown me that lure size is probably more important than lure type.

The best general compromise is a shad tail around 7 to 8cm in length. These catch small fish and big fish.

Flathead get a lot of coverage in magazines and a lot of fishing writers make them sound very easy to catch. A lot of the time this is simply not true, and getting the correct action in your lure through carefully refining your jigging technique makes a monumental difference to your results. It's all in the wrist! Anyone got a spare one?

David Green



### Species Badges

Some people still don't understand the species badge set up, it's pretty simple.

When you catch a fish, be it on lure, fly or bait take a photo of the fish if its a species that has a minimum legal size, it has to be legal like a flathead needs to be 40cm but if you get say a trevally of some sort that has no minimum size.

They still count like a shark has no legal size. Take a picture and E-Mail it to me

(Jamie) [jf65@uq.net.au](mailto:jf65@uq.net.au)

There are badges for 10 species then when you get the next 10 different species a 20 species badge, and so on to 40 species and beyond.

Badges available are: 10,20,25,30,35,40.

Now that we are to this point we will be getting the next lot of badges as people get to them, 45,50 and so on.

Sunday the 26th of August after 2 and a bit years of, I'll say hard work. Catching my first Yellowbelly ever I finally racked up 40 species, and there are still common species that I don't have yet like a Jew fish or Mangrove Jack.

I have been trying for a jack for years, if I was bait fishing I might have got them by now but that's how things go.

Irene Robertson will receive her first badge at the next meeting. The first 10 species, well done. I'll get my 40 badge. It's taken nearly 7 months to get the last 5 species. Have a go, see how far you can get. Maybe some one in the club can help if your having trouble. See you at the meeting.  
Jamie


---

Mike Halls - Last Sunday 26<sup>th</sup> August

Tony Devine asked me to go for fish up the dam he asked me to be there at 4.30am . So I was at his place 4.am, he was still in bed, we got out on the dam, and it was still dark and cold as hell. The fish came to the bite before light, had a ball, 7 boats around us all getting fish. Do not be put off by the cold . Thanks Tony sorry I got you out of bed. Big bass up the dam, Tony pulled in a 51cm also 12 more fish none under 40cm, also Ben Job pulled in a 54cm. Great days fishing.

---






# They're called Bozos Fish Aren't Laughing

So many colours, where do you start?  
Contrary to what some people think, your best first bet  
is the lure that matches the water colour.  
That's why gold lures work so well in muddy water.

Most lures swim okay when they're moving forward. Bozos swim with a natural action even on the drop and at almost zero speed. They also swim with a side to side action which increases flash to attract attention.

Not content with other people's hooks, we developed our own super sharp, high carbon 4 x strong versions for Bozos lures and jigheads.

Look into these eyes. What do you see? Barra see red and that means just one thing - a seared fish. The extra silver flash given off by Bozos unique eyes triggers the predator to attack. No barra can resist a fish in despair.



Barra have four sound sensors - ears and lateral line. Even from several metres, they're irresistibly drawn to the sound of the rattles built into Bozos Riggged lures.

Barra love mullet. Bozos are the most mullet-like lures on the market. Enough said.

How long a lure stays in a barra's mouth depends on how soon the barra tastes plastic. Bozos are impregnated with garlic to keep fish confused until you hook them.

The wide range of other colours available:

Sizes available: 3775mm, 4710mm, 57125mm and 67150mm



**SERIOUSLY GOOD TACKLE**  
Available at all good tackle stores

**BOZOS TACKLE PTY LTD**  
PO Box 1261 Runaway Bay, Qld, 4216  
Phone: (07) 5500 6625 Fax: (07) 5500 6626  
www.bozos.com.au email: info@bozos.com.au



Happy fishing- Irene